

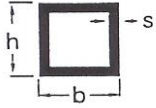
Lieferprogramm Rohre und Röhren

	Seite
Profilrohre EN10305-5 (DIN 2395)	1
Stahlbauhohlprofil	4
RP-Rohre geschweißt	7
Gewinderohre normalwandig	8
Gewinderohre starkwandig	8
Siederohre nahtlos	9
Stahlrohr geschweißt	10
Konstruktionsrohre	11
Geländerrohre	11
Präzisionsrohre	12

**Weitere Güten und Abmessungen des gesamten
Programms auf Anfrage!**



Profilrohre EN10305-5 oder EN10219

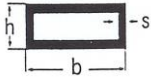


Abmessung bxhxs mm	schwarz	blank	verzinkt	Abmessung bxhxs mm	schwarz	blank	verzinkt
10x10x1,0		*		50x50x2,0	V	V	V
12x12x1,5		*		50x50x3,0	V	V	V
15x15x1,5	*	V	*	50x50x4,0	V		*
15x15x2,0	*	V	*	50x50x5,0	V		*
16x16x1,5		*		55x55x2,0	*	*	
18x18x1,5		*		60x60x2,0	V	V	V
18x18x2,0		V	*	60x60x3,0	V	V	V
20x20x1,5	V	V	*	60x60x4,0	V		*
20x20x2,0	V	V	V	60x60x5,0	V		*
20x20x3,0	V		*	70x70x2,0	V		*
25x25x1,5	V	V	*	70x70x3,0	V		*
25x25x2,0	V	V	V	70x70x4,0	V		*
25x25x2,5	V	*	*	70x70x5,0	V		*
25x25x3,0	V	*	*	80x80x2,0	V		*
30x30x1,5	V	V	*	80x80x3,0	V	*	V
30x30x2,0	V	V	V	80x80x4,0	V		*
30x30x2,5	*	*	*	80x80x5,0	V		*
30x30x3,0	V	V	*	90x90x3,0	V		*
30x30x4,0	V		*	90x90x4,0	V		*
34x34x2,0	V		*	90x90x5,0	V		*
35x35x1,5		V		100x100x3,0	V		V
35x35x2,0	V	V	V	100x100x4,0	V		*
35x35x3,0	V		*	100x100x5,0	V		*
35x35x4,0	V		*	120x120x3,0	V		*
40x40x1,5	V	V	*	120x120x4,0	V		*
40x40x2,0	V	V	V	120x120x5,0	V		*
40x40x2,5	V	*	*				
40x40x3,0	V	V	V				
40x40x4,0	V	*	*				
40x40x5,0	V		*				
45x45x1,5	V	*	*				
45x45x2,0	V	*	*				
45x45x3,0	V		*				

V = Vorrat
* = lieferbar
117



Profiltröhre EN10305-5 oder EN10219



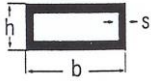
Abmessung bxhxs	schwarz	blank	verzinkt	Abmessung bxhxs	schwarz	blank	verzinkt
15x10x1,5				45x25x2,0	*		*
20x10x1,5		V	*	45x30x2,5	*		*
20x10x2,0	*	*	*	50x10x1,5	*	*	
20x15x1,5		V	V	50x15x1,5	*	*	*
20x15x2,0	*		*	50x20x1,5		V	*
25x10x2,0	*	*	*	50x20x2,0	V	*	V
25x12x1,5				50x20x3,0	V		*
25x12x2,0				50x25x1,5		V	*
25x15x1,5		V	*	50x25x2,0	V	V	V
25x15x2,0	*	V	*	50x25x3,0	V		*
25x20x2,0	*	V	*	50x30x1,5	*	V	*
30x10x1,5	*	V	*	50x30x2,0	V	V	V
30x10x2,0	*	V	*	50x30x2,5	*	*	*
30x15x1,5	*	V	*	50x30x3,0	V	*	*
30x15x2,0	*	V	V	50x30x4,0	V		*
30x20x1,5	*	V	*	50x40x2,0	V	V	V
30x20x2,0	V	V	V	50x40x2,5		*	*
30x20x2,5		*	*	50x40x3,0	V		*
30x20x3,0	V		*	50x40x4,0	V		*
30x25x2,0	V	*	V	55x34x2,0	*	V	*
35x15x1,5		V	*	60x20x2,0	V		*
35x15x2,0	*	*		60x20x3,0	V		*
35x20x2,0	*	V	*	60x25x2,5	*		
35x25x2,0	*	*		60x30x2,0	V	V	V
40x10x2,0	*			60x30x2,5		*	*
40x15x1,5		V	*	60x30x3,0	V	*	*
40x15x2,0	*	V	*	60x30x4,0	V		*
40x20x1,5	*	V	*	60x40x2,0	V	V	V
40x20x2,0	V	V	V	60x40x2,5	*	*	*
40x20x3,0	V	*	*	60x40x3,0	V	V	V
40x25x2,0	V	*	*	60x40x4,0	V		*
40x25x3,0	*						
40x30x1,5	*	V	*				
40x30x2,0	V	V	V				
40x30x3,0	V	*	*				
45x20x2,0	V	*	*				

V = Vorrat
* = lieferbar
117

J. Heitzmann GmbH
Mohrenstraße 15
89407 Dillingen
www.heitzmanngmbh.de



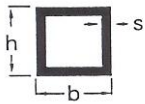
Profilrohre EN10305-5 oder EN10219



Abmessung bxhxs	schwarz	blank	verzinkt	Abmessung bxhxs	schwarz	blank	verzinkt
60x40x5,0	V		*	90x20x2,0			
60x50x2,0	V		*	90x30x2,0	V		*
60x50x3,0	V		*	90x50x3,0	V		*
60x50x4,0	V		*	90x50x4,0	V		*
70x20x2,0	*			90x50x5,0	V		*
70x30x2,0	V		*	100x30x2,0	V	*	*
70x30x3,0	V		*	100x30x3,0	V		*
70x30x4,0	V		*	100x40x2,0	V	*	*
70x40x2,0	V	*	*	100x40x3,0	V		*
70x40x3,0	V		*	100x40x4,0	V		*
70x40x4,0	V		*	100x40x5,0	V		*
70x40x5,0	V		*	100x50x2,0	V		*
70x50x2,0	V		*	100x50x3,0	V	*	V
70x50x3,0	V		*	100x50x4,0	V		*
70x50x4,0	V		*	100x50x5,0	V		*
70x50x5,0	V		*	100x60x3,0	V		*
80x20x2,0	V		*	100x60x4,0	V		*
80x20x3,0	V		*	100x60x5,0	V		*
80x30x2,0	V	*	*	100x80x3,0	V		*
80x30x3,0	V		*	100x80x4,0	V		*
80x40x2,0	V	*	V	100x80x5,0	V		*
80x40x3,0	V	*	V	110x70x5,0	V		*
80x40x4,0	V	*	*	120x40x3,0	V		*
80x40x5,0	V		*	120x40x4,0	V		*
80x50x2,0	V		*	120x50x3,0	V		*
80x50x2,5				120x50x4,0	V		*
80x50x3,0	V		*	120x50x5,0	V		*
80x50x4,0	V		*	120x60x3,0	V		*
80x50x5,0	V		*	120x60x4,0	V		*
80x60x2,0	V	*	*	120x60x5,0	V		*
80x60x3,0	V		V	120x80x3,0	V		V
80x60x4,0	V		*	120x80x4,0	V		*
80x60x5,0	V		*	120x80x5,0	V		*
				140x60x3,0	V		*
				140x60x4,0	V		*
				140x80x4,0	V		*

V = Vorrat
* = lieferbar
117

Stahlbauhohlprofil kaltgefertigt EN10219



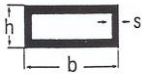
S235JRH oder
S355J2H oder
S275JOH

S235JRH oder
S355J2H oder
S275JOH

Abmessung bxhxs mm	S235JRH oder S355J2H oder S275JOH	Abmessung bxhxs mm	S235JRH oder S355J2H oder S275JOH
40x40x3	*	140x140x5	*
40x40x4	*	140x140x6	V
50x50x3	*	140x140x8	V
50x50x4	*	140x140x10	V
50x50x5	*	150x150x3	*
50x50x6	*	150x150x4	*
60x60x3	*	150x150x5	*
60x60x4	*	150x150x6	V
60x60x5	V	150x150x8	V
60x60x6	V	150x150x10	*
70x70x3	*	150x150x12	*
70x70x4	*	160x160x3	*
70x70x5	*	160x160x4	*
70x70x6	*	160x160x5	*
80x80x3	*	160x160x6	V
80x80x4	V	160x160x8	V
80x80x5	V	160x160x10	V
80x80x6	V	180x180x5	*
80x80x8	V	180x180x6	V
90x90x3	*	180x180x8	V
90x90x4	*	180x180x10	*
90x90x5	*	180x180x12	*
90x90x6	*	200x200x5	*
90x90x8	*	200x200x6	V
100x100x3	*	200x200x8	V
100x100x4	V	200x200x10	V
100x100x5	V	200x200x12	*
100x100x6	V	220x220x6	*
100x100x8	V	220x220x8	*
100x100x10	V	220x220x10	*
110x110x4	*	250x250x6	*
110x110x6	*	250x250x8	*
110x110x8	*	250x250x10	*
120x120x3	*	250x250x12	*
120x120x4	V	260x260x6	*
120x120x5	V	260x260x8	*
120x120x6	V	260x260x10	*
120x120x8	V	300x300x6	*
120x120x10	*	300x300x8	*
120x120x12	*	300x300x10	*
125x125x6	*	300x300x12	*
140x140x3	*	300x300x12,5	*
140x140x4	V	350x350x10	*
		400x400x10	*

V = Vorrat
* = lieferbar
217

Stahlbauhohlprofil kaltgefertigt EN10219



S235JRH oder
S355J2H oder
S275JOH

S235JRH oder
S355J2H oder
S275JOH

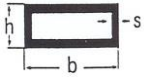
Abmessung bxhxs	S235JRH oder S355J2H oder S275JOH
60x30x3	*
60x40x3	*
60x40x4	*
60x40x6	*
80x40x3	*
80x40x4	*
80x40x5	*
80x40x6	*
80x50x5	V
80x60x3	*
80x60x4	*
80x60x5	*
80x60x6	*
90x50x6	*
100x40x4	*
100x50x3	*
100x50x4	*
100x50x5	V
100x50x6	V
100x50x8	*
100x60x3	*
100x60x4	*
100x60x5	V
100x60x6	V
100x60x8	V
100x80x3	*
100x80x4	*
100x80x5	*
100x80x6	*
100x80x8	V
110x70x4	*
110x70x5	*
120x40x3	*
120x50x5	*
120x60x3	*
120x60x4	*
120x60x5	V
120x60x6	V
120x60x8	V

Abmessung bxhxs	S235JRH oder S355J2H oder S275JOH
120x80x3	*
120x80x4	*
120x80x5	*
120x80x6	V
120x80x8	V
120x80x10	*
120x100x4	*
120x100x5	*
120x100x6	*
120x100x8	*
140x40x3	*
140x40x4	*
140x60x3	*
140x60x4	*
140x60x5	*
140x60x6	V
140x60x8	*
140x70x3	*
140x70x4	*
140x70x5	*
140x70x6	*
140x70x8	*
140x80x3	*
140x80x4	V
140x80x5	V
140x80x6	V
140x80x8	V
140x80x10	*
150x40x4	*
150x50x3	*
150x50x4	V
150x50x5	V
150x75x5	*
150x100x3	*
150x100x4	V
150x100x5	*
150x100x6	V
150x100x8	*
150x100x10	*

V = Vorrat
* = lieferbar
217



Stahlbauhohlprofil kaltgefertigt EN10219



S235JRH oder
S355J2H oder
S275JOH

S235JRH oder
S355J2H oder
S275JOH

Abmessung bxhxs	S235JRH oder S355J2H oder S275JOH
160x60x4	*
160x60x5	*
160x80x3	*
160x80x4	V
160x80x5	*
160x80x6	V
160x80x8	V
160x80x10	*
160x90x4	*
160x90x6	V
160x90x8	V
160x90x10	*
160x120x6	*
180x60x4	*
180x60x5	*
180x80x4	*
180x80x5	*
180x80x6	*
180x80x8	*
180x100x4	*
180x100x5	*
180x100x6	V
180x100x8	*
180x100x10	*
180x120x6	*
180x120x8	*
200x40x3	*
200x40x4	*
200x80x3	*
200x80x4	V
200x80x5	*
200x80x6	V
200x80x8	V
200x100x4	*
200x100x5	V
200x100x6	V
200x100x8	V
200x100x10	*
200x100x12	*
200x120x4	*
200x120x5	*

Abmessung bxhxs	S235JRH oder S355J2H oder S275JOH
200x120x6	*
200x120x8	V
200x120x10	V
200x150x4	*
200x150x6	*
200x150x8	*
200x150x10	*
220x120x6	*
220x120x8	*
220x120x10	*
250x100x4	*
250x100x5	*
250x100x6	*
250x100x8	*
250x100x10	*
250x150x4	*
250x150x5	*
250x150x6	*
250x150x8	*
250x150x10	*
250x150x12	*
260x140x6	*
260x140x8	*
260x140x10	*
260x180x6	*
260x180x8	*
260x180x10	*
300x100x5	*
300x100x6	*
300x100x8	*
300x100x10	*
300x150x6	*
300x150x8	*
300x150x10	*
300x200x6	*
300x200x8	*
300x200x10	*
300x200x12	*
400x200x6	*
400x200x8	*
400x200x10	*
500x300x10	*

V = Vorrat
* = lieferbar
217



RP-Rohre geschweißt

Abmessung bxhxs	Nummer		Abmessung bxhxs	Nummer	
34x50x15	RP103ST	V	40x40x15	RP1008ST	V
34x55x15	RP104ST	V	40x60x15	RP1049ST	V
34x35x15	RP105ST	V	50x40x20	RP1070ST	V
34x35x15	RP106ST	V	50x40x20	RP1072ST	V
34x50x15	RP113ST	*	40x70x15	RP1093ST	V
34x35x15	RP133ST	V	40x70x15	RP1094ST	*
34x15x15	RP138ST	*	40x20x15	RP1114ST	V
34x15x15	RP140ST	*	34x50x15	RP1191ST	V
34x34x15	RP142ST	*	40x40x20	RP1639ST	V
34x20x15	RP143ST	V	40x40x20	RP1640ST	*
34x20x15	RP144ST	V	40x40x20	RP1682ST	V
34x55x15	RP150ST	V	40x40x20	RP1683ST	V
40x40x15	RP152ST	V	40x40x20	RP1684ST	V
40x20x15	RP185ST	V	40x40x20	RP1685ST	V
50x20x20	RP193ST	V	50x90x20	RP1688ST	*
50x20x20	RP195ST	*	50x90x20	RP1689ST	*
50x20x20	RP197ST	V	40x20x20	RP1693ST	V
32x12x1,5	RP202ST	*			
42x12x2,0	RP205ST	V			

Andere RP-Rohrabmessungen auf Anfrage

**Gewinderohre EN10255 (DIN2440)**

geschweißt

nahtlos



Abmessung	schwarz	verzinkt
1/4" (13,5/2,35)	V	
3/8" (17,2/2,35)	V	V
1/2" (21,3/2,65)	V	V
3/4" (26,9/2,65)	V	V
1" (33,7/3,25)	V	V
1 1/4" (42,4/3,25)	V	V
1 1/2" (48,3/3,25)	V	V
2" (60,3/3,65)	V	V
2 1/2" (76,1/3,65)	V	V
3" (88,9/4,05)	V	V
4" (114,3/4,5)	*	*

Abmessung	schwarz	verzinkt
1/8" (10,2/2,0)	V	*
1/4" (13,5/2,35)	*	*
3/8" (17,2/2,35)	*	*
1/2" (21,3/2,65)	V	V
3/4" (26,9/2,65)	V	V
1" (33,7/3,25)	V	V
1 1/4" (42,4/3,25)	V	V
1 1/2" (48,3/3,25)	V	V
2" (60,3/3,65)	V	V
2 1/2" (76,1/3,65)	*	*
3" (88,9/4,05)	*	*

Gewinderohre EN10255 (DIN2441)

schwer, geschweißt

Abmessung	schwarz
1/2" (21,3/3,25)	V
3/4" (26,9/3,25)	V
1" (33,7/4,05)	V
1 1/4" (42,4/4,05)	V
1 1/2" (48,3/4,05)	V
2" (60,3/4,5)	V

**Siederohre EN10216-1 (DIN2448)**

normalwandig

starkwandig



Abmessung

nahtlos

Abmessung	nahtlos
33,7/2,6	V
38,0/2,6	V
44,5/2,6	V
48,3/3,2	V
51,0/2,6	V
54,0/2,6	V
57,0/2,9	V
60,3/2,9	*
70,0/2,9	V
76,1/2,9	*
82,5/3,2	*
88,9/3,2	*
101,6/3,6	*
108,0/3,6	*
114,3/3,6	*
133,0/4,0	*
139,7/4,0	*
159,0/4,5	*
168,3/4,5	*
193,7/5,6	*
219,1/6,3	*

Abmessung

nahtlos

Abmessung	nahtlos
21,3/4,5	V
30,0/4,0	V
35,0/5,0	V
38,0/4,0	V
42,4/5,0	V
48,3/5,0	V
48,3/10,0	V
48,3/11,0	V
48,3/12,5	V
60,3/5,0	V
70,0/5,0	V
70,0/10,0	V

**Stahlrohr geschweißt EN10217 (DIN2458)**

Abmessung mm	P235TR1	Abmessung mm	P235TR1
38,0/2,0	*	121,0/2,9	*
38,0/2,6	*	121,0/4,0	*
38,0/3,2	*	121,0/5,0	*
42,4/4,0	V	121,0/6,3	*
42,4/5,0	*	127,0/4,0	*
44,5/3,6	*	127,0/5,0	*
48,3/5,0	V	127,0/6,3	*
51,0/2,6	V	133,0/4,0	V
57,0/2,9	*	133,0/5,0	*
60,3/2,9	V	133,0/6,3	*
60,3/5,0	V	133,0/8,0	*
60,3/6,3	*	139,7/4,0	V
70,0/2,9	*	139,7/5,0	*
70,0/4,0	*	139,7/6,3	*
70,0/5,0	*	139,7/8,0	*
70,0/6,3	*	139,7/10,0	*
76,1/2,9	V	152,4/4,5	*
76,1/4,0	V	152,4/6,3	*
76,1/5,0	V	159,0/2,9	*
76,1/6,3	*	159,0/4,5	V
76,1/8,0	*	159,0/6,3	*
82,5/2,6		159,0/8,0	*
82,5/3,2	V	159,0/10,0	*
82,5/5,0	*	168,3/4,5	V
88,9/3,2	V	168,3/6,3	*
88,9/5,0	V	168,3/8,0	*
88,9/6,3	*	168,3/10,0	*
88,9/8,0	*	177,8/4,5	*
88,9/10,0	*	177,8/6,3	*
101,6/2,9	*	193,7/3,2	*
101,6/3,2	*	193,7/4,5	*
101,6/3,6	V	193,7/5,6	V
101,6/4,0	*	193,7/6,3	*
101,6/4,5	*	193,7/8,0	*
101,6/5,0	V	193,7/10,0	*
101,6/6,3	V	219,1/4,5	V
101,6/8,0	*	219,1/6,3	V
108,0/2,9	*	219,1/8,0	*
108,0/3,6	V	219,1/10,0	*
108,0/5,0	V	244,5/6,3	*
108,0/6,3	*	273,0/5,0	*
114,3/3,2	V	273,0/6,3	*
114,3/3,6	V	323,9/5,6	*
114,3/5,0	V	323,9/6,3	*
114,3/6,3	*	323,9/8,0	*
114,3/8,0	*	406,4/6,3	*

**Konstruktionsrohre**

Abmessung	schwarz
1/2" (21,3/2,0)	V
3/4" (26,9/2,0)	V
1" (33,7/2,5)	V
1 1/4" (42,4/2,5)	V
1 1/2" (48,3/2,5)	V
2" (60,3/2,5)	V

Geländerrohre

Abmessung	schwarz	verzinkt
1/2" (21,3/1,75)	V	*
3/4" (26,9/1,75)	V	V
1" (33,7/2,0)	V	V
1 1/4" (42,4/2,0)	V	V
1 1/2" (48,3/2,0)	V	V
2" (60,3/2,0)	V	V

Präzisionsrohre



Abmessung

EN10305-3 (DIN2394)
blank geschweißtEN10305-1 (DIN2391)
blank nahtlos gez.EN10305-4
(DIN2391/C)
nahtlos verzinkt

Abmessung	EN10305-3 (DIN2394) blank geschweißt	EN10305-1 (DIN2391) blank nahtlos gez.	EN10305-4 (DIN2391/C) nahtlos verzinkt
6/1,0	*	*	V
8/1,0	*	*	V
10/1,0	V	*	V
10/1,5	V	*	
10/2,0	V	*	
12/1,5	V	*	V
12/2,0	V		
14/1,5	V	*	
14/2,0	V	*	
15/1,5	V	*	V
15/2,0	V	*	V
16/1,5	V	*	
16/2,0	V	*	
18/1,5	V	*	
18/2,0	V	*	
18/4,0	*	V	
20/1,5	V	*	
20/2,0	V	V	
20/3,0	*	V	
20/4,0	*	V	
20/5,0	*	V	
22/1,5	V	*	
22/2,0	V	*	
23/5,0		V	
25/1,5	V	*	
25/2,0	V	*	
25/2,5	*	V	V
25/3,0	*	V	
25/4,0	*	V	
25/5,0	*	V	
28/1,5	V	*	
28/2,0	V	*	

Abmessung

EN10305-3 (DIN2394)
blank geschweißtEN10305-1 (DIN2391)
blank nahtlos gez.EN10305-4
(DIN2391/C)
nahtlos verzinkt

Abmessung	EN10305-3 (DIN2394) blank geschweißt	EN10305-1 (DIN2391) blank nahtlos gez.
30x2,0	V	V
30/3,0	*	V
30/4,0	*	V
30/5,0	*	V
32/2,0	*	*
34/2,0	V	*
35/1,5	V	
35/2,0	V	*
35/5,0	*	V
38/2,0	V	*
38/4,0	*	V
40/2,0	V	*
40/3,0	V	V
40/4,0	*	V
40/5,0	*	V
42/8,0		V
42/10,0		V
45/2,0	V	*
45/3,0	*	V
45/5,0	*	V
50/1,5	*	V
50/2,0	V	*
50/3,0	V	*
50/4,0	*	V
50/5,0	*	V
55/2,0	V	*
80/2,0	V	*